

T600 N



OVERVIEW

The T600N System is designed for Large Window-Wall and Curtain-Wall Assemblies with Extreme Weather Exposure. This system is characterized by a unique 'Structural-Fin' mullion and matching 5/8" sight-lines on the exterior and interior faces. The T600N system can be mounted to the building structure for Curtain-Wall installations. All operable units associated with the T450N system are available in the T600N System.

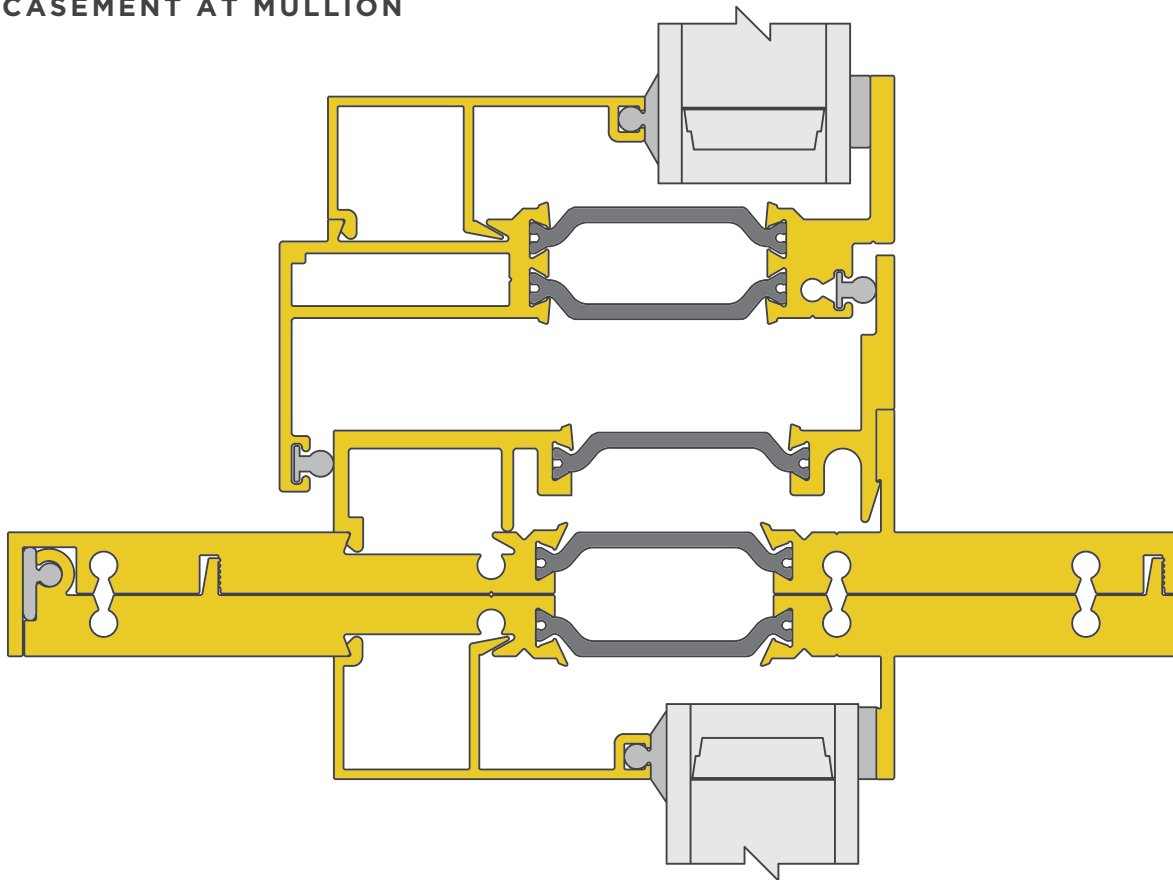
FEATURES & APPLICATIONS

- 6-1/8" NAIL-FIN SYSTEM
- THERMAL-STRUT SYSTEM
- LARGE-SPAN WINDOW-WALL AND CURTAIN-WALL ASSEMBLIES
- EXTREME WIND-LOAD PERFORMANCE
- UNIQUE 'STRUCTURAL-FIN' MULLION DESIGN
- INTEGRATES ALL T450N UNITS

T600 N

TECHNICAL DETAILS & SPECIFICATIONS

CASEMENT AT MULLION



AVAILABLE WINDOW UNITS

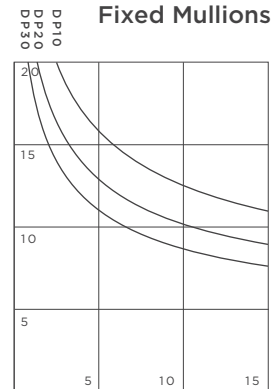
- Fixed Casement
- Awning
- XL-Casement
- XL-Awning
- Hopper
- Slider

AVAILABLE DOOR UNITS

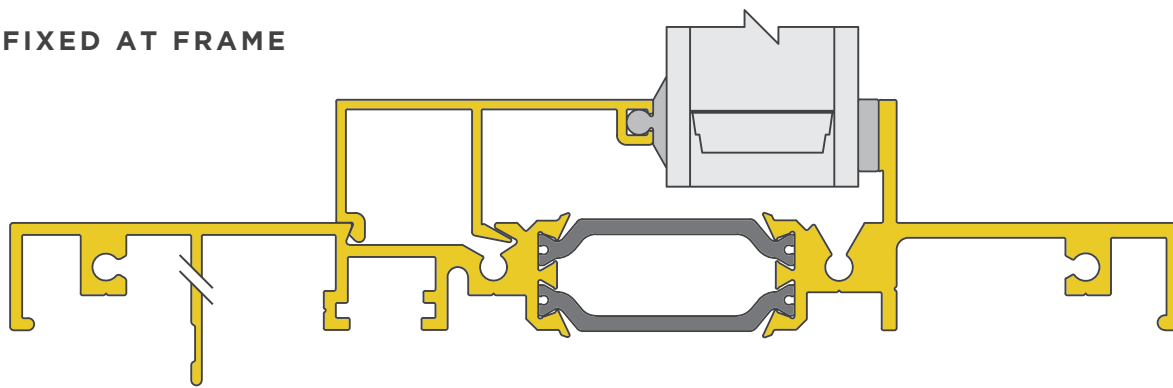
- Swing Door
- Pivot Door
- Patio Slider
- Slim-Line-Door
- LCD Systems

DESIGN PRESSURE

Fixed Mullions



FIXED AT FRAME



THERMAL PERFORMANCE FOR TYPICAL WINDOW ASSEMBLIES	272 / ARGON / CLEAR			366 / ARGON / CLEAR			272 / ARGON / i89			366 / ARGON / i89		
	U	SHGC	VT	U	SHGC	VT	U	SHGC	VT	U	SHGC	VT
FIXED DUAL-GLAZED	0.33	0.38	0.65	0.32	0.25	0.58	0.28	0.37	0.63	0.27	0.24	0.57
PROJECT-OUT	0.36	0.29	0.50	0.36	0.19	0.45	0.32	0.29	0.49	0.32	0.19	0.44
PROJECT-IN	0.37	0.29	0.50	0.36	0.19	0.45	0.32	0.29	0.49	0.33	0.19	0.44
SLIDER	0.49	0.36	0.60	0.48	0.25	0.54	0.44	0.33	0.54	0.43	0.22	0.49

FOR SIZING AND ADDITIONAL TECHNICAL INFORMATION EMAIL: CONTACT@BLOMBERGWINDOWS.COM

BLOMBERG

FACTORY
1453 BLAIR AVENUE
SACRAMENTO, CA 95822
T. 916 428 8060

SHOWROOM
519 POTRERO AVENUE
SAN FRANCISCO, CA 94110
T. 415 658 7776

BLOMBERGWINDOWS.COM

